



## Screen Up® Side Fix Channel

Screen Up / Screen Up® Wall-Mount

- Quick and easy with a professional look
- A better way to build your own privacy screens
- Long-life aluminium



### A BETTER WAY TO BUILD PRIVACY SCREENS

Whites Screen Up Wall Mount captures the natural beauty of timber with professional looking results. This easy to install screening system is made from a strong and durable aluminium channel and allows you to choose any colour or type of slats you prefer, to make a quick and professional looking screen for your home or office. The channels fix directly to existing walls and posts. Available in Black.

Each pack comes with step-by-step assembly instructions and contains:

- Wall-Mount Channel (x1)
- 20mm Spacers (x22 for 2m OR x12 for 1.1m)
- End Caps (x2)
- "L" Bracket (x1)

As a general guide, the 2m post will hold 18 slats @ 90mm width or 22 slats @ 70mm width, whilst the 1.1m post will hold 10 slats @ 90mm width or 12 slats @ 70mm width.




Handy Hints:

- For greater privacy, or slimline look, use Screen Up Slimline Spacers (16871) that provide a 10mm gap between slats (regular gap 20mm)
- Button head screws (15mm) are recommended for channels and "L" brackets
- Use with Screen Up Freestanding to extend your screen beyond existing walls and posts
- Both freestanding and wall-mount systems fit together perfectly to create an integrated privacy screen

## PRODUCT SPECIFICATIONS

Code	Product Name	Length (mm)	For Timber Depth (mm)	Finish	Colour
16920	Wall Mount Side Fix	1100	16	Powder-Coat	Black
16922	Wall Mount Side Fix	1975	16	Powder-Coat	Black
16924	Wall Mount Side Fix	1100	19	Powder-Coat	Black
16926	Wall Mount Side Fix	1975	19	Powder-Coat	Black

## MORE LINKS

-  [Watch Screen Up Privacy](#)
-  [Watch Screen Up Slat Screening System](#)
-  [Read Screen Up Freestanding System in HandyMan magazine](#)