

Gutter Protection

Gutter Strips



StayMesh Ultra

Heavy Duty Recycled

Unique, pre-formed lengths take just seconds to install and subsequent lengths just slot into place.

1m Lengths - Singles or 5 Pack



Fire Retardant Gutter Bristles

Gutters & Downpipes

Made from durable fire retardant material, they will not continue to burn when direct flame is removed.

1m Lengths



StayMesh Ultra

Perforated Aluminium

Bushfire safe, non combustible long-life aluminium lengths. Keeps leaves and debris out of gutters.

1m Lengths - 5 Pack

Gutter Mesh Rolls



StayMesh

Gutter Kit with Clips

StayMesh clip system secures mesh easily into place.

160mm x 6m with 15 Clips



Gutter Guard

Heavy Duty Mesh

Easy DIY installation, designed to fit standard gutters. Recycled plastic.

Black 180mm x 8m



FIRE GUARD

For Fire Zone Areas

6mm aperture traps small leaves and debris, allowing good water flow.

190mm or 300mm x 10m



EmberMesh

Stainless Steel Guard

Covers openings & gutters to prevent the entry of burning embers.

2mm Aperture 190mm x 4m

Installation Guide


Clear gutters of all leaves and debris before installation

Gutter Strips

Now it takes just seconds to protect your gutters, pre-cut 1m lengths just slot into place. Easy as 1-2-3



StayMesh can be cut to shape as needed. For Gutter Bristles, simply drop into gutters and position.



Gutter Mesh Rolls

Effective and easy DIY mesh rolls to fit most gutter types. For easier installation and maintenance, cut the gutter mesh into pieces approximately 2 metres long. Overlap joins and corners.

StayMesh

Easy DIY Gutter Kit



Step 1

Attach StayMesh clips to gutter at 50cm intervals.



Step 2

Simply lock mesh into lugs to firmly hold in place.

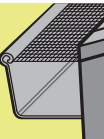


Gutter Guard

Heavy Duty Mesh

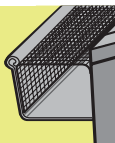
Method 1

Insert mesh into rolled edge of gutter and place other end under last row of tiles or roof edge.



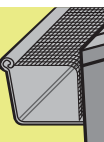
Method 2

Bend gutter guard to the shape of an inverted U and place in gutter.



Method 3

Insert edge of mesh into rolled edge of gutter and place other edge to back corner.



FIRE GUARD

For Fire Zone Areas

Method 1

Insert mesh into rolled edge of gutter and place other end under last row of tiles or roof edge.



Method 2

Insert edge of mesh into rolled edge of gutter and place other edge to back corner.



Whites Fire Guard Gutter Guard conforms to Australian Standards for use in bushfire-prone areas. Tested and certified by CSIRO to AS1530.2 with a flammability index of 1, the highest rating possible.

Fire Guard is especially recommended for fire zone areas.

Downpipe Cover 2 Pack

Keep leaves & debris from blocking your downpipes, simply slot it into standard 100mm x 50mm downpipes.



Thinking Outside
think **WHITES**

